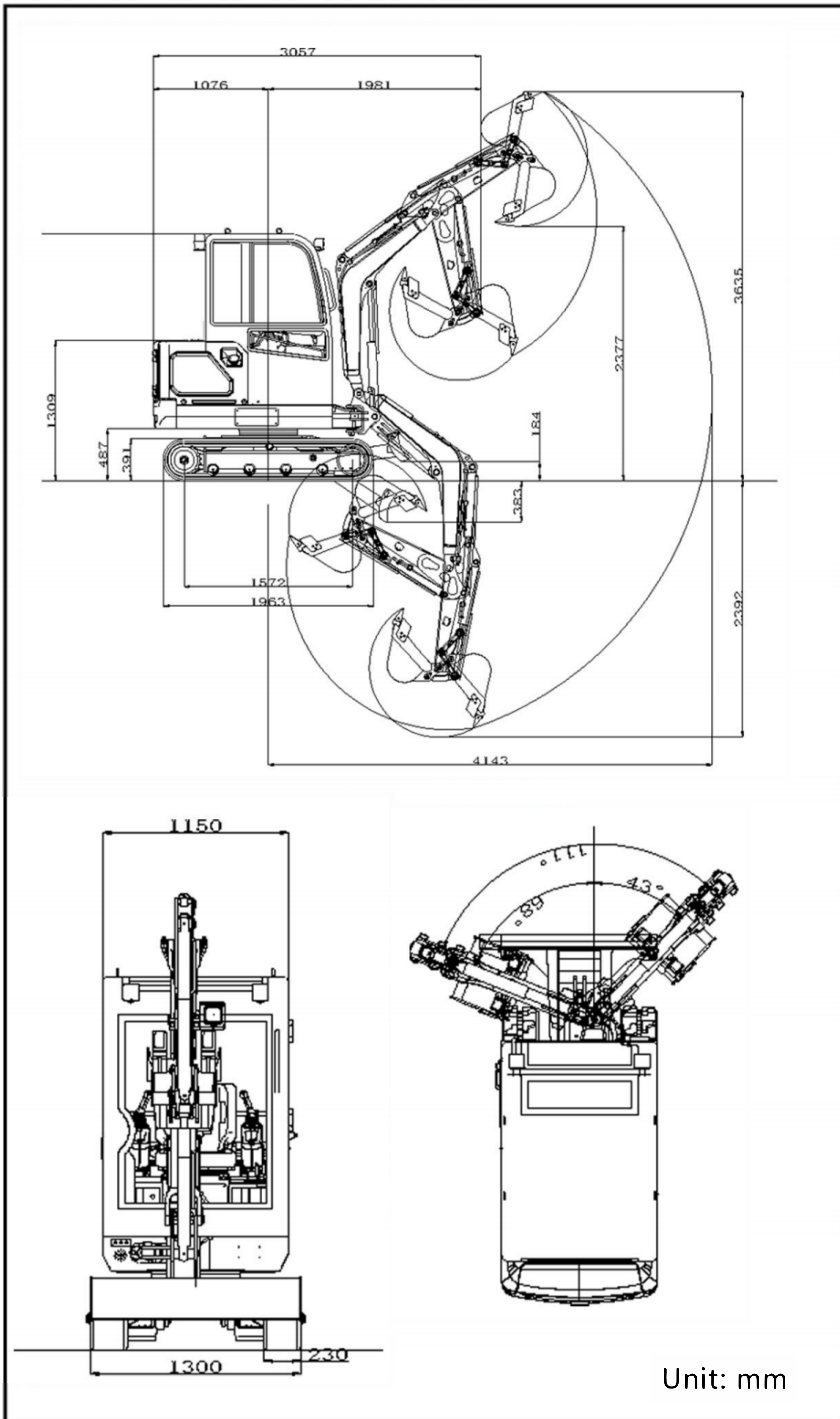


■ Schematic diagram of work area



Unit: mm

■ Specification

Basic performance parameters	Machine working weight	lb (kg)	4850 (2200)
	Bucket capacity	ft ³ (m ³)	1.3 (0.036)
	Walking speed low/high speed	mph (Km/h)	0-0.93 (0-1.5)
	Gradeability	(%)	(30%)
	Ground specific pressure	psi (Kpa)	7066 (31.43)
	Maximum digging force	lbf (kN)	3507 (15.6)
	Maximum digging radius	in (mm)	163.1 (4143)
	Maximum digging depth	in (mm)	94.2 (2392)
	Maximum digging height	in (mm)	143.1 (3635)
	Maximum unloading height	in (mm)	93.6 (2392)
	Maximum deflection angle	(°)	111
	Track telescopic range	in (mm)	
Body	Transport length	in (mm)	120.4 (3057)
	Transport width	in (mm)	51.2 (1300)
	Transport height	in (mm)	80.2 (2038)
	Counterweight ground clearance	in (mm)	18.8 (487)
	Bucket width	in (mm)	15.7 (400)
	Boom length	in (mm)	73.6 (1870)
	Dipper length	in (mm)	36.4 (925)
Engine	Bulldozing board width	in (mm)	51.2 (1300)
	Engine brand		Kubota
	engine mode		D1105
	Maximum horsepower	hp	24.4
	Maximum power	Kw	18.2
	Maximum speed	rpm	3000
	Displacement		1.123
	Number of cylinders		3
	cooling method		water cooling
	Engine oil replacement amount	gal (L)	1.1 (4.2)
	fuel form		diesel fuel
Theoretical fuel consumption	(L/h)	1.3-1.5	

Hydraulic system			
Main pump type/model	Gear pump	Multi-way valve brand	Taifeng Hydraulics
Main pump brand	Parker-1203	Rated set pressure (Mpa)	17MPa
	36	Maximum set pressure (Mpa)	18MPa
Multi-way valve		Travel hydraulic motor type	BWV-800WCD

- Please read the instruction manual carefully and use it correctly.
 - Be sure to fasten your seat belt during operation. ※Except for soft top specification
 - When driving construction machinery with a body weight of less than 3t, please receive "special education on driving construction machinery for vehicles" in advance, and be sure to participate in "skills training for driving construction machinery for vehicles" if it is more than 3t.
- R330 According to the conditions of the Occupation, Safety and Health Act, the body mass may reach 1952kg
- In order to prevent breakdowns and accidents, be sure to check the machine regularly.



CONSTRUCTION & ROCK SOLUTION

INDIAN DEALER & TRADERS

Mini Excavator R330



CLEAN EXHAUST GAS IS DISCHARGED, ENERGY-SAVING AND EFFICIENT.

EXCELLENT PERFORMANCE, FULLY MEET THE NEEDS OF ALL TYPES OF USERS.



Complies with Stage 5 of European vehicle emission standards

Comply with U.S. EPA environmental standards



R330 SMALL EXCAVATOR

The machine is equipped with an environmentally friendly engine. It meets Euro V and EPA emission standards, is fuel-efficient, low-noise, and can achieve high power output. Durability, safety and comfort are comprehensively upgraded. Pilot operation on both sides, large arm side swing, shock-proof seat, equipped with hot and cold air conditioning, convenient and fast operation performance improves work efficiency.

THREE UPGRADES



Two side pilot operation

It uses a pilot handle with a load-sensitive multiplex valve, and the pilot handle is smoother, and you feel the contrast more clearly when you are driving.



Reverse windshield

The openable design allows the operator to open the windshield when needed to enhance air circulation in the cab, which is particularly suitable for high-temperature working environments and improves the operator's comfort.



Bulldozing plate

The double-layer widened and thickened bulldozer has a longer service life.



One forging oil cylinder

The one-piece forged cylinder rod is used which will not break and has higher precision.



Improved plowing performance

Increase the bottom height of the bucket, Reduces the risk of contact with the loading platform



Deflectable boom

Deflectable boom, multi-degree-of-freedom operation, large deflection angle, more flexible operation, and can meet more operating requirements



Oil cylinder protection

Cylinder cover can protect the cylinder during operation and avoid damage to the cylinder.



R330 MINI EXCAVATOR

A high-dimensional intelligent fusion that is safe, comfortable, and easy to operate.

USING A LOAD SENSING SYSTEM

Pursuing High Performance for All Basic Performances, The system continuously controls the pump discharge flow rate by feeding back the "pump discharge pressure" and "actuator load pressure" to the LS regulator installed in the hydraulic pump, and only provides the required flow rate to the control valve.

Digital display instrument

The integrated digital instrument panel on the console has a large screen, simple display, and is easy to read. Moreover, due to its position on the side of the seat, it can be used to check various items with minimal visual movement during operation. Necessary information can be displayed through simple operations, and function buttons are located below the LCD to improve operability.



Power switch







The main switch of the power supply can be turned off with just one click, which can prevent power loss and fully protect the equipment during long-term shutdown



Arm drag

Improve operator comfort and operating efficiency, reduce fatigue



-  **Battery level**
1
-  **Oil quantity**
2
-  **Water temperature**
3
-  **Lamp indicator light**
4
-  **Hydraulic oil alarm**
5
-  **Oil pressure alarm**
6

Safety pilot lock

Safely operate the pilot lock handle to prevent misoperation and be safer.




Working equipment

The cast boom bracket is adopted, with a smooth and thick structure, one-piece molding, beautiful appearance and durability. The large arm is arranged with high-pressure iron pipes, which has a neat and beautiful appearance, effectively reduces the wear of the oil pipes, has a long service life, and is easy to replace some oil pipes for easy maintenance.



Semi-enclosed seat

Semi-enclosed shock-proof seat, ergonomically designed, adjustable, highly comfortable, as comfortable as a passenger car



Armrest box

Adopting a plastic armrest box, the appearance is more beautiful. The left armrest box adopts an upward flipping design, which is convenient for getting on and off during work. At the same time, the lever is a pilot lock switch, which protects the oil circuit and prevents accidents caused by accidentally touching the pilot handle when getting on and off. The upper side of the armrest box is equipped with a hand rest, which can work for a long time and reduce fatigue



Comfortable cab

The design concept of "driver centered" greatly reduces the noise and vibration inside the cab; Simultaneously equipped with an air conditioning system, it meets the needs of seasonal operations and improves the comfort and convenience of operations



Durable and easy to maintain



LED lighting



Warning lights



oil filler




engine




air filter



Built in walking motor



Thickened bulldozer shovel



One forging forming oil cylinder



Thickened large excavation bucket



Oil cylinder protection cover



Galvanized quenched pin shaft



Crushing hammer shut-off valve



> WE ARE S.G GROUP INDIA

we are located in Pune's Industrial Area, in India. This is a well-trusted company that imports high-profile construction machinery and sells them. We are known and trusted for providing the customers of India the best sales of construction machines and after-sales services in India.

This is a number one company in trading of construction machinery.

We are the best solution for you. The company's employees are energetic and enterprising, constantly creating the legend and fame of the SG GROUP.



Pune-Mumbai Road, Mehata Chambers Kasarwadi, Pune - 411 034

E mail : info@sggrouppune@gmail.com / [sggrouppune@gmail.com](mailto:info@sggrouppune@gmail.com)

Mob : 9850100284 / 9881820284

Web : www.sggrouppune.com

GST No : 27BAEPS0979R1ZP